

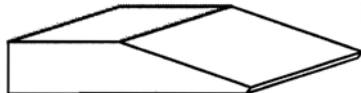
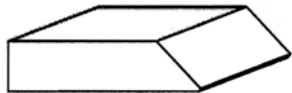

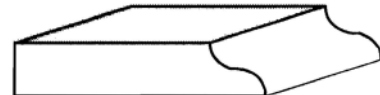
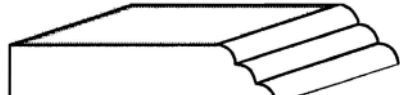

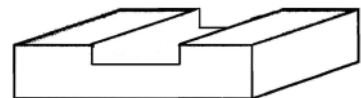



*SIGCO is pleased to now offer edge profiles such as bull nose, ogee and triple water fall.  
 In addition, we are now able to v-groove, plate groove and to script.*

EDGE TYPE	EDGE PROFILE	GLASS THICKNESSES
FLAT POLISH		1/8" TO 3/4"
PENCIL POLISH		1/8" TO 3/4"
BEVEL		1/8" TO 3/4"
MITER		3/16" TO 3/4"
BULL NOSE		3/8" TO 3/4"
OGEE		3/8" TO 3/4"
TRIPLE WATER FALL		3/8" TO 3/4"
V-GROOVE		1/8" TO 3/4"
PLATE GROOVE		3/16" TO 3/4"
SCRIPTING		3/16" TO 3/4"

Minimum glass size is 8" x 8". Maximum glass size is 70" x 105". Maximum diameter is 70". Maximum diagonal is 126".  
 Maximum panel weight is 500 pounds.

Surface bevels are available in 1/4" increments from 1/2" to 1-1/2". Maximum miter is 45°.  
 For edgework, minimum interior radius is 2" and minimum hole diameter is 5".